

# RAJA AMPAT

## LOCAL ACTIVITIES GUIDE

MERIDIAN ADVENTURE  DIVE

This document will guide you through everything you need to know about Meridian Adventure Dive Resort & Local Areas and Activities in Raja Ampat Indonesia.



#MAdiver



# ACTIVITIES GUIDE

If you've never been to Raja Ampat before, you're in for the vacation of a lifetime! Here are a few notes on our local tour operators and activities.

Whilst Raja Ampat is still undeveloped, there are a few things that you can do if you want to take a break from your dive or snorkel holiday. We are located by the marina and mangroves and don't have a beach at our resort, but if you are looking for a day of relaxation, there are a number of options.



## SOANEK MONDE ISLAND

Soanek Monde island, which is completely uninhabited, is only 5 minutes by boat from us. We can drop you off and pick you up at scheduled times during the day from the resort. If you are wanting to experience a whole island for yourself then pack your sunscreen, snorkel gear, drinks and snacks and spend a few hours relaxing remotely.



## AT THE RESORT

We have a swimming pool, darts board, pool table, board games and a library where you can trade your books.

If you are feeling energetic and want to go for a run or walk through the village. Our reception team can give you a map if you want as there is a great loop to take.

There is also a local indoor football centre in town within walking distance from the resort, where our team go and play. If there is a group of you, let's get our game on and have a match.





# EXPLORE WAIGEO AND MAYALIBIT BAY

Take a trip and enjoy some time out at the Blue River. Start off by taking a local taxi (or hire your own scooter) to Warsambim village, in Mayalibit Bay. It takes approx 30-45 minutes to get there.

Along the way you will find Waigeo Waterfalls on the side of the road, you can stop for a while to take photos and continue your journey to Warsambin village.

When you reach the village there are a couple of local restaurants such as the Mangrove Restaurant and an Orchid Farm Restaurant. You can enjoy a cup of tea or coffee and some local pastries or stay for lunch or an early dinner.

You can catch a local long boat across the bay, where you will take a short walk over some embankments and into the jungle, until you reach the Blue River. When you get there, take a leap and jump into the ice cold and refreshing water.

*Tips: Take mosquito spray and drinking water with you. You will need IDR cash if you want to buy anything*



## BLUE RIVER TOUR

This is a local tour to Kali Biru; as the name implies, the water in this river is crystal clear blue. Kali Biru is located in the heart of Raja Ampat, in Kampung Warsambin. Due to deep water and narrow channels flushing out the turbid water from the mangroves, areas like The Blue River – “Kali Biru” offer lighting that will genuinely leave you enchanted.


Approx 45 min drive, then a 10 min local boat & 15 min walk through the jungle. The best times to be there are in the mornings (from 8:00 am until 12:00 pm) or afternoons (from 1:00 pm until 5:00 pm). Be greeted by a pool of blue water that is refreshingly cold to the touch, peacefully sleeping under a jungle canopy.



## WARSAMBIN VILLAGE

You can reach this village by car from Waisai Town or by boat. The people are very friendly in a small village where very little English is spoken.

A new orchid garden and lobster farm are stop-off points you can visit on your way to the Blue River.



## WAIGEO WATERFALLS

If going to the Blue River by car or scooter, don't forget to stop at the waterfall for a great social media picture.




# SAPORKREN VILLAGE AND SOME LOCAL BEACHES

Rent a scooter or take a taxi, whichever one you would prefer and head out along one of the only roads towards Saporkren Village.

If you want you can make a day of it, by starting as early as 4:30am and going to see the Birds of Paradise, if you are not an early riser then head out after breakfast at the resort. On-route stop off at a local beach spot, where you can get fresh coconuts, snacks and even some classic Nasi Goreng or Mie Goreng.

What an awesome way to spend a casual day around Waisai.

Tips: Be sure to take your snorkel gear with you as the charge at the local beach anywhere from IDR100,000 to IDR200,000 for the day.



## BIRDS OF PARADISE

Raja Ampat has long been famous for its Birds of Paradise since the ancient trade in their feathers in the 18th Century. Birdlife on the islands is rich and diverse and guarantees days filled with birdsong no matter where you are.

It would be best if you got up early (4:30 am) to witness these beautiful creatures. Approx 30 min drive from Waisai, 40-minute walk to bird watching house. Maximum ten people for viewing. Don't forget to bring mosquito spray, binoculars, and hiking shoes, and be sure to wear dark clothing.



## SAPORKREN VILLAGE, WAISAI

A very proud and friendly village, Saporkren is cleaner and neater than many other villages in Raja Ampat. It is a great place to spend the day relaxing away from the world. Pack snorkeling gear and have a local lunch at one of the homestays (please be sure to book in advance). There is also a small cave to explore if you want to wonder.



# SAPORKREN VILLAGE AND SOME LOCAL BEACHES

This is a whole day's experience. Reception can help arrange and organise this for you, We recommend to start your day around 7:30am in order to maximise the day. The local boat will meet you at the resort marina.

You can spend as much or as little time at each stop as you want. You start off with heading straight out to the famous Pianemo viewpoint (takes approx 1h 15 mins), then head to Talanga Bintang (star lagoon). From here you go to Arborek island, where you can snorkel (check out their reef preservation projects) and have lunch. There are some locally made nokens (Papuan style bags) or manta hats for sale, all made from palm leaves by the local ladies. Next, which is tide dependent, head on to Pasir Timbul (the hidden sandbank). Lastly you have to stop at Friwen island, swing from the trees into the blue waters, and buy some of the best banana fritters.

## *Tips:*

*The boat provides drinks, water, and some local snacks. A local lunch can be arranged or you can ask the resort for a packed lunch of a gourmet sandwich, pringles, fresh fruit and a chocolate brownie. Take your own snorkel gear, and don't forget your sunscreen, sunglasses and a hat. Take some IDR cash to buy fresh coconuts, tea or coffee, local souvenirs, and banana fritters whilst in Friwen island.*



### PASIR TIMBUL

Only for a few hours a day, this little island rises out of the ocean when the tide is low. This is why they call it Pasir Timbul or "arising sand". This little island makes you feel like you are on the edge of the world, with pure white sand beneath your feet.



### PIAYNEMO

The most iconic viewpoint in Raja Ampat comprises many smaller islands and karst hills. There are two options to take:

- 1) A wooden staircase up to the peak of the limestone island to a stunning viewpoint of the archipelago, or
- 2) Climb up along the karst hill; this route will require you to wear hiking/good rubber sol-shoes, and carry as little as possible.



### ISLAND TRIPS



### ARBOREK ISLAND

Famous for its beautiful beaches and local village Arborek gives the natural remote tropical island feel. The jetty is renowned for diving and snorkeling, an underwater paradise awaits you.



### TALANGA BINTANG

When exploring the islands on your local boat tour, make sure you ask them to stop off here.

A 2-minute boat ride from Piaynemo, another viewpoint entails more of a climb to view a STAR-shaped lagoon. Unlike Piaynemo, this viewpoint has stone steps to climb to the top. Closed shoes are recommended.





## PEARL FARM

The tranquil Alyui Bay lies north of Waisai, with incredible beaches and scenery hiding some of the least-dived areas of Raja Ampat. While in the area, visit the Atlas Pearl Farm in the bay. Visitors are given a guided tour of the facilities to see how the pearls are grown and given an opportunity to purchase a pearl of their own.

Pearl Farms provide sheltered waters critical to the cultivation of pearls. Be escorted by one of our speed boats and enjoy these unique demonstrations of seeding and the amount of time-consuming care and diligence required to successfully produce these quality ocean jewels.



## FIRWIN ISLAND

Firwin Island is paradise found!

Finally, you have found the right spot with a tiny village in the center. A perfect golden sand beach bordering a vibrant coral reef and loads of friendly and curious kids.



## BATANTA WATERFALLS

In the heart of Batanta (one of the four kings of Raja Ampat), you will find a jetty that leads to a jungle. Walk for about 5 minutes until you reach a picture-perfect waterfall.

Amazing to swim in as the water is refreshingly cold. Underneath the waterfall, there is a big rock, and while standing on it, the waterfall will massage all your worries away.



## KABUI BAY

To the northeast of Waisai is a pristine sheltered bay called Kabui Bay.

When in Kabui Bay, visit Batu Pencil, surrounded by numerous floating islands.

You can also find the entrance of The Passage in Kabui.



# WAISAI TOWN & LOCAL RESTAURANTS

Even though Waisai town is the capital of Raja Ampat, it is still a small town which is only 2.5km from us. You can reach the town by walking, taking a taxi or renting a scooter.

There are ATM's if you need to draw cash, local souvenir stores where they have some very cool Raja Ampat T-shirts, bags, caps stickers etc.



## WAISAI TOWN

The capital of Raja Ampat has some great local restaurants to eat at. Or perhaps, sit and play cards or sing karaoke while enjoying a local iced tea or sweet cake at a local coffee shop that's open till late.

The local market offers a sensory experience filled with fresh seasonal vegetables, fruit, and delicacies stalls. Try some Purple Dragon Fruit or give your body a Vitamin C boost with some fresh Matoa Fruit. Street vendors sell freshly prepared local meals and snacks.



## SO YUMMY BAKERY

Here you can feast on chocolate donuts, shortbread biscuits, custard eclairs. And some very fluffy bread. They also make a delicious chocolate brownie

### Local street eats you have to try are:

- Bakwan / Vegetable Fritters
- Pisang Goreng / Fried Banana
- Terang Bulan / Sweet Pancake with cheese and choc flavor
- Martabak / Sweet or Savoury filling in-between Crispy Pancakes
- Batagor / Fried Dumplings stuffed with tofu



## BARCELONA CAFE

Head to the strip of casual and fun cafes, where you can play cards, sing karaoke, whilst enjoying a cup of tea or iced coffee or maybe an avocado smoothie, snack on cinnamon pandan pancakes or small cakes.







### PONDOK LESEHAN

Pondok Lesehan is always a winner.


Our favourite dishes are the crispy calamari & prawns with a side of sweet & sour vegetable flat noodles. Their fresh fruit smoothies are also delicious.

They also make some great, cakes, mini donuts and rum custard eclairs which are great to take away with you to enjoy the next day on the dive boat or on your local boat tour.



### SRI KANDI RESTAURANT

Enjoy BBQ Fish at Sri Kandi restaurant. Pak the owner goes out fishing everyday and what he catches is what he sells for the evening. If you don't want fish, their BBQ chicken is highly recommended. All meals are served with Nasi, Mie Goreng, or plain rice and local sambal. We also recommended their delicious saute green leaves (local spinach) in garlic.





# DIVING & SNORKELING

## Daily Dive schedule:

We offer diving in increments of 2 - so 2 tank morning dives and 2 tank afternoon dives or 4 all day dives. If you really only want 3 dives per day - you can certainly join the boat and do 1 dive. However please note that the boat will not go back to the resort after your dive to drop you off, it stays out for a surface interval, and you will need to stay onboard the boat whilst the next dive is being completed by other guests.

### A Daily Dive Schedule looks like this:

**7:00 / 7:30am depart for 2 tank morning dives**

**7:45 / 8:00am approx first morning dive**

**9:00am approx - surface interval (tea coffee, fresh fruits) on a remote island**

**10:00 / 10:30am approx second morning dive**

**11:30 / 12:00pm return to resort for lunch**

**13:30 / 14:00pm depart for afternoon dives**

**OR**

**15:30 / 16:00pm depart for afternoon & night dive**

Dive packages include a mask, snorkel, fins, wetsuit, BCD, weights, tanks and excludes dive computers & torches. Bring your dive computer and underwater camera.

## EXAMPLE OF A DIVING SCHEDULE

### Wednesday, 10 August

Morning	07:30	Departure			
		Dive	Batu Lima	Driver:	Arnol
		Dive	Mioskon	Diver:	Abner & Duan
Afternoon	13:30	Departure			
		Dive	Chicken Reef	Driver:	Adnan
		Dive	Yenkurano	Diver:	Duan & Simson

### Thursday, 11 August

Morning	07:30	Departure			
		Dive	Friwin Slope	Driver:	Ferry
		Dive	Lau Lau	Diver:	Duan & Simson
Afternoon	13:30	Departure			
		Dive	Odima	Driver:	Yohan
		Dive	Sardine Reef	Diver:	Abner

### Friday, 12 August

Morning	07:30	Departure			
		Dive	Mikes Point	Driver:	Arnol
		Dive	West Mioskon	Diver:	Abner & Jo
Afternoon	13:30	Departure			
		Dive	New Reef	Driver:	Ferry
		Dive	Blue Magic	Diver:	Duan

### Saturday, 13 August

Morning	07:30	Departure			
		Dive	P 47	Driver:	Yohan
		Dive	Fish Haven	Diver:	Abner
Afternoon	13:30	Departure			
		Dive	Maya Reef	Driver:	Adnan
		Dive	Andreas Point	Diver:	Duan

### Sunday, 14 August

Morning	08:00	Departure			
		Dive	Manta Ridge/Manta Sandy	Driver:	Yohan
		Dive	Arborek	Diver:	Duan & Abner



# PADI COURSES PAGE

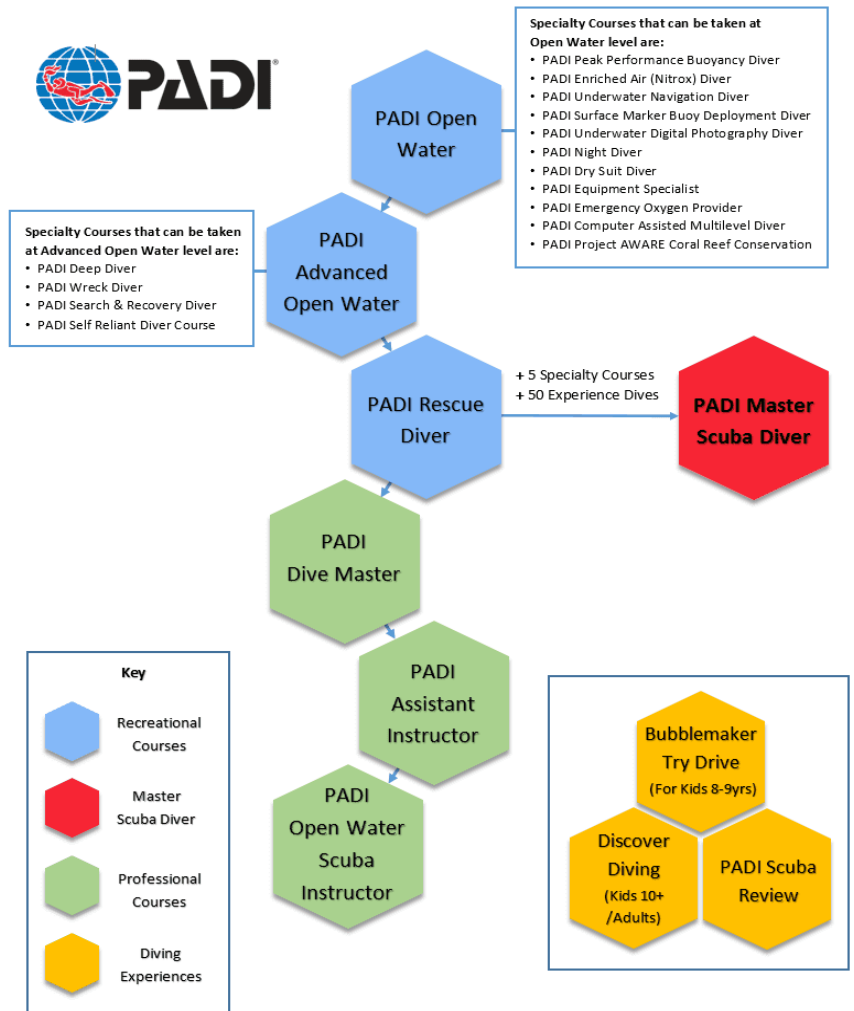
You can either stay with us and do your course, or you can stay in a local town hotel or homestay on Waigeo island and get your PADI course through us.

DESCRIPTION	DURATION
<b>KIDS COURSES</b>	
Bubblemaker Course	Half Day
<b>BEGINNER COURSES</b>	
Discover Scuba Diving Experience	Half Day
Open Water Diver Course: Digital Touch	3 Days
Open Water Diver Course: E-learning (preferred option)	3 Days
<b>REFERRAL COURSES</b>	
Open Water Course (confined sessions & 4 open water dives)	3 Days
Open Water course (4 open water dives only)	2 Days
<b>CONTINUE DIVING</b>	
Advance Open Water Course: Digital Touch	2 Days
Advance Open Water Course: E-learning	2 Days
Emergency First Response Course	1 Day
Rescue Course: Digital Touch	2 Days
Rescue Course: eLearning	2 Days
<b>SPECIALTY COURSES</b>	
Deep Diver Specialty Course	2 Days
Night Diver Specialty Course	2 Days
PADI Digital Underwater Photographer Specialty Course	1 Day
Peak Performance Buoyancy Specialty Course	1 Day
Drift Diver Specialty Course	1 Day
Dive Against Debris Specialty Course	1 Day
AWARE Shark Conservation Specialty Course	1 Day
Project AWARE Specialist Specialty Course	Half Day
Coral Reef Conservation Specialty Course	Half Day



**PADI DIVE COURSES**

## PADI Scuba Diving Course Planner



## PADI Discover Scuba Diving Experience

**Description:** Starting off the experience in the swimming pool to become familiar with the equipment and breathing underwater. Next is the fun part with two tank exploratory boat dives to the depth of 12 metres.

**Duration:** Half Day

**Prerequisites:** Be able to swim

**Minimum age:** Min age 10 years old

### **Includes:**

- DSD Participant Guide
- Swimming pool training
- 2 tank boat dives with instructor
- Dive equipment
- Transport to and from the dive sites
- Free Go Pro Footage



## PADI Open Water Diver Course

**Description:** Is your first step to become a scuba diver. You will never forget the first time you breathe underwater. The course is divided into three days: Day 1 with confined water sessions to learn the principles of diving. This day is spent in the swimming pool to teach you all the skills. Day 2 and Day 3 with four open water training dives at local dive sites under the supervision of your PADI Instructor over two days. We do 2 tank dives on each of the days.

**Duration:** Half Day

**Prerequisites:** Be able to swim

**Minimum age:** Junior 10 years and Standard 15 years



### DIVE COURSES

#### ***Includes:***

##### **Option 1: Digital Touch Lite**

- PADI Open Water Diver certification
- Online Manual
- Swimming pool training
- 4 tank boat dives over 2 days with instructor
- Dive equipment
- Transport to and from the dive sites
- Free Go Pro Footage

#### ***Includes:***

##### **Option 2 : eLearning**

- Swimming pool training
- 4 tank boat dives over 2 days with instructor
- Dive equipment
- Transport to and from the dive sites
- Free Go Pro Footage
- Please note additional registration and certification fee payable directly to PADI



## PADI Advanced Open Water Diver Course

**Description:** For the Advanced course you will complete five adventure dives and one fun dive, of which the Deep and Underwater Navigation is compulsory. You can choose any other three adventure dives of your choice. Adventure dives to choose from:

**AWARE:** Fish Identification Adventure Dive, **AWARE:** Shark Conservation Adventure Dive, **AWARE:** Dive Against Debris Dive, Boat, Digital Underwater Imaging, Drift, Night, Peak Performance Buoyancy, Search and Recovery, Underwater Naturalis.

**Duration:** 2 Days

**Prerequisites:** PADI Open Water Diver Course

**Minimum age:** Junior 12 years and Standard 15 years

#### ***Includes:***

##### **Option 1: Digital Touch Lite**


- PADI Open Water Diver certification
- Online Manual
- Swimming pool training
- 4 tank boat dives over 2 days with instructor
- Dive equipment
- Transport to and from the dive sites
- Free Go Pro Footage

#### ***Includes:***

##### **Option 2: eLearning**

- Swimming pool training
- 4 tank boat dives over 2 days with instructor
- Dive equipment
- Transport to and from the dive sites
- Free Go Pro Footage
- Please note additional registration and certification fee payable directly to PADI





- |                                   |  |                               |  |
|-----------------------------------|--|-------------------------------|--|
| 01. Meridian Adventure Dive Hotel | 24. Rumah Makan Sederhana Restaurant                             | 34. Lestari Restaurant        | 46. Hospital   |
| 02. Navy                          | 25. Beauty Clinic  | 35. Mandirani Bank            | 47. Power Plant  |
| 03. Mosque                        | 26. Telkom Office  | 36. Post Office               | 48. Surya Store  |
| 04. Gas Station                   | 27. Church (Alfa Omega)  | 37. Maros Indah (Mini Market) | 49. SoYummy Bakery                                     |
| 05. Church                        | 28. BRI Bank Office  | 38. Papua Bank                | 50. Police Station                                     |
| 06. Marine Park Office            | 29. Regent Office  | 39. Apotik Nadia Pharmacy     | 51. Speedboat Dock                                     |
| 07. Kakatua Hostel                | 30. Geas Bakery  | 40. Grand Mosque              | 52. Ferry Ticket / Marine Park Entrance & Tourism Info |
| 08. Football Field                | 31. Polisi Post  | 41. Creative House Craft      | 53. Fast Ferry Dock                                    |
| 09. Futsal Field                  | 32. Telkomsel Distribution Centre (buy credit and internet data) | 42. Raja Ampat Coffee         | 54. Port Of Waisai                                     |
| 10. Cahaya Bone Restaurant        | 33. Pandok Lesehan Restaurant                                    | 43. Gas Station               |  |
| 11. Kaos Raja Ampat Souvenir      |  | 44. Randy Salon               |  |
| 12. Warung Lesehan LA Restaurant  |  | 45. Pari Building             |  |





To find out more visit  
[raja.meridianadventuresdive.com](http://raja.meridianadventuresdive.com)

MERIDIAN ADVENTURE  DIVE

Follow us on



#meridianadventuresdive